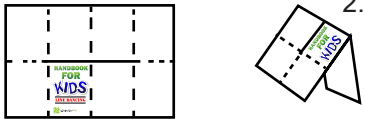

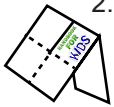


## FOLDING INSTRUCTIONS

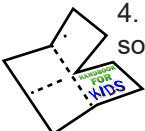
1. Fold along the lines.



2.



4. Cut on solid line.



5. Push

Folding instructions

6. Enjoy!



www.4aRainyDay.org

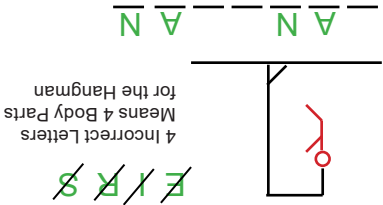
# HANDBOOK FOR KIDS

## A PIECE OF PAPER

www.4aRainyDay.org

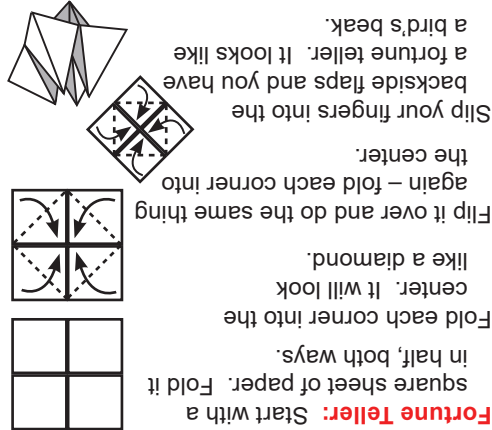


Here are the 6 hangman parts. (You can add hands and feet for difficult words.) Try to guess the word before finishing the hangman.

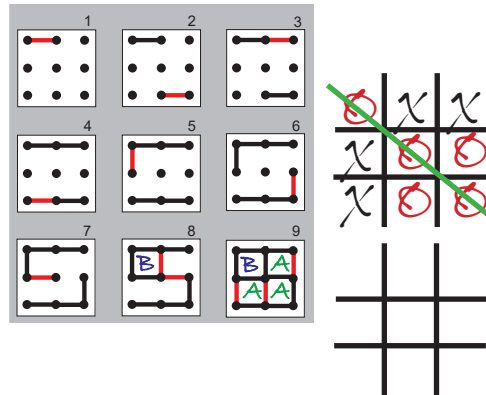


**Hangman:** Hangman is a really fun word game for two or more players. One player thinks of a word and puts dashes down to represent the number of letters in the word. The other player, or players, tries to guess the letters. Each right guess gets written down on the right line (this shows a seven letter word) and each wrong guess gets written down elsewhere and a part of the body is added to the hangman.

**Now to tell fortunes...** Write words or color the outside of the fortune teller and put numbers on the inside. Lift the flaps that the numbers are on and write fortunes like "yes" or "not sure" then fold them closed. Have someone ask the fortune teller a question and pick a word or color. You then open/close the fortune teller as you spell it. Now have them choose a number. Lift the flap and show them their fortune.



**Dots and Boxes Game:** Take turns drawing lines to connect two dots. The player who completes the 4th line of the box puts their initials inside and takes another turn. When all squares are complete, count the initials to see who wins.



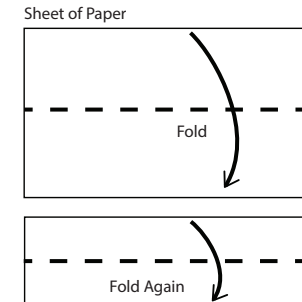
**Tic-Tac-Toe:** Ok, you probably already know how to play this simple game. One player is X and the other is O. Take turns filling the squares until one player gets three in a row!

After a touchdown you kick a **field goal**. Kick the paper football by holding it vertically between your finger and the table, and flick the ball with a finger from your other hand. The other person is holding a field goal with his fingers. If the ball sails between the two posts, it's good for 1 point. **Extra Point Kick!** Flick with Other Hand Goal Posts

**Blind Football:** Draw a number of squiggles on a piece of paper. The person you are playing with has to draw a line from one end of the paper to the other without hitting the lines – **with their eyes closed**. Each time they hit a line you tell them and they stop - it is one down. There are 4 downs, or 4 attempts, to get across the sheet of paper. Small piece of paper or have fewer squiggles? See if you can do it in 1 or 2 attempts.

**Paper Football or Flick Football:** First you need to make a paper triangle "football." This is fun to do and you can decorate it however you want!

**Make the Football:** You need to start with a strip of paper – this can be a piece of plain paper folded in half the long way and then folded in half the long way again (this makes a fat football!) Or you can fold the sheet of paper in half the long way and cut it along the fold then fold each new piece of paper in half the long way to make two thinner footballs.



Form a triangle by folding one end of the strip over. Repeat. When you get to the end, tuck the extra paper into the slot on the edge of the football or tape it. **Paper Football Rules:** Play the game like American football. Players take turns: one flick each back and forth until someone scores. Slide the paper football with your fingernails on a table. The goal is to get it to stop with part of it sticking over the edge of the table. That is 6 points. If the ball goes off the table, your opponent starts from his edge of the table.