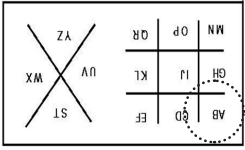


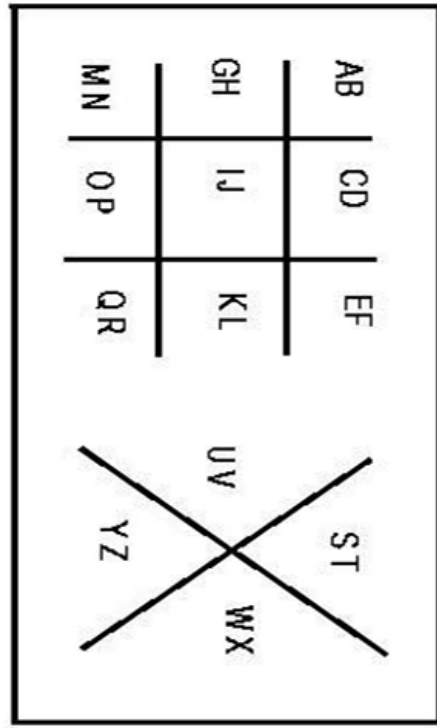
you draw the structure plus a dot.  
 letter is on the right-hand side then  
 of the structure to represent it, if the  
 left of B, then you just use the shape  
 hand side of the pair, like A is on the  
 letters are in. If the letter is on the left-



To write in code,  
 backwards "L."  
 you draw the  
 shape of the  
 structure the  
 letters A and B are in the top left of  
 the same way. Look at the table. The  
 the letters A and B. All letters work  
 This illustration shows how to write



**SECRET CODE:**



**FOLDING INSTRUCTIONS**


1. Fold along the lines.



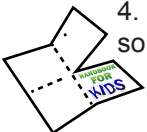
2.



3.



4. Cut on solid line.



5. Push



6. Enjoy!



Scan for more folding instructions



www.4aRainyDay.org

**HANDBOOK FOR KIDS**

**SECRET STUFF**



www.4aRainyDay.org



**MORSE CODE:**

A ..	B ....	C .....
D ...	E .	F ....
G --.	H ....	I ..
J .---	K -.-	L ....
M --	N .-	O ---
P -.-.	Q -.-.-	R -.-
S ...	T -	U ...
V ....	W -.-.-	X -.-.-
Y -.-.-	Z -.-.-	

. = dot or short sound

- = dash or long sound

...-...  
 S O S

(Dot dot dot dash dash dash dot dot dot)

Letter	Word	Pronunciation
A	ALPHA	AL fah
B	BRAVO	BRAH voh
C	CHARLIE	CHAR lee
D	DELTA	DELL tah
E	ECHO	ECK oh
F	FOXTROT	FOKS trot
G	GOLF	GOLF
H	HOTEL	HOH tell
I	INDIA	IN dee AH
J	JULIETT	JEW lee ETT
K	KILO	KEY loh
L	LIMA	LEE mah
M	MIKE	MIKE
N	NOVEMBER	NO vem BER
O	OSCAR	OSS car
P	PAPA	PAH pah
Q	QUEBEC	KWEE beck
R	ROMEO	ROW me OH
S	SIERRA	SEE air RAH
T	TANGO	TANG go
U	UNIFORM	YOU nee FORM
V	VICTOR	VIK tah
W	WHISKEY	WISS kee
X	X-RAY	ECKS ray
Y	YANKEY	YANG kee
Z	ZULU	ZOO lu

**INVISIBLE INK:**

You can use lemon juice, whole milk, or cream to write (or paint) an invisible message on a piece of paper. Use just like ink and let it dry, it will be almost invisible when it is dry. To reveal the message you need to heat the paper up. Get a grownpup to help you by ironing it or putting the paper in a hot frying pan (take the pan off the heat, first) and hold it down with a pot holder until the secret message appears.



**USE YOUR SECRET CODE SKILLS!**



**PIG LATIN:**

This is a great way to talk to each other without anyone knowing what you are saying. It is so easy to learn Pig Latin since it's really just saying English words in a different way. Here is how it works. Pick a word, take the first letter off the word and put it on the end of the word and then add "ay" to it. That's all you do. Simple (or impleasy in Pig Latin). For example: Robert becomes Obertray, Paul becomes Aulpay, Nancy becomes Ancyway, you get the idea.

**JOKE:**

How much does it cost to join the free library?  
 Answer: Read the question again... it's free!